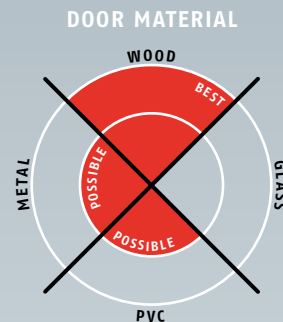


# Planet RH → 13 x 30 mm | ↓ 27 mm | ≤ 44 dB



## Main features

- Seal height up to ↓ 27 mm
- Acoustic insulation up to ≤ 44 dB in case of an optimal sealing
- For wavy, buckled, hollow, bevelled and uneven floor
- Soft silicone bevel lip seal
- Compensation of 15 mm in case of sloping floor at door width of 1000 mm
- Unilateral and soundless release, silent seal
- Due to parallel drop-down no trailing on the floor
- One groove width for Planet RH and HS (even floors)
- For double leaf folding doors with flush bolt or driving bar
- High-grade silicone lip, simple lift height adjustment
- Can be shortened up to the next shorter length on stock
- No extra need to cut off silicone at both ends
- 7 years warranty

## Versions / options

- Planet RH → RD ≤ 44 dB, smoke-shielding
- Planet RH → FH+RD ≤ 44 dB, fire-retardant + smoke-shielding
- DIN L or DIN R
- Option sliding door ≤ 44 dB
- Option Double-shortening → refer to chapter Accessories | TR125
- Special versions on request

## Door types with Planet RH



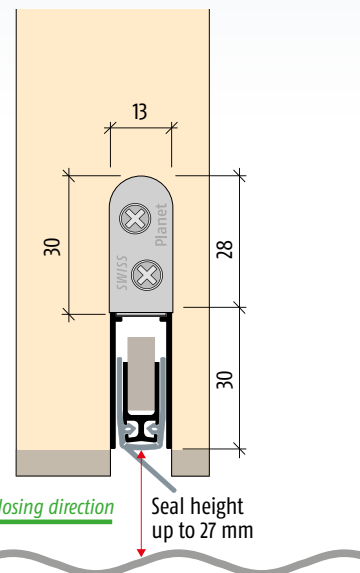
Double leaf doors → refer to chapter Accessories | Flush bolt, drilling

## More functions



## Technical specifications

Profile material	aluminum, → 13 x 30 mm
Groove size	width 13,1 mm with depth 30,5 up to 40 mm
Seal profile	high-grade silicone or high-grade self-extinguishing silicone
Seal height	up to ↓ 27 mm
Sound absorption value	up to ≤ 44 dB
Lift height adjustment	on the release knob with an Allen key 3 mm
Lengths in stock	335, 460, 585, 710, 835, 960, 1085, 1210, 1335 and 1460 mm
Special lengths	on request up to 6000 mm for wing- and sliding doors
Release	unilaterally on hinge side
Can be shortened	up to the maximum of 125 mm (335 mm only 115 mm)
Fastening	on the side with stainless steel angle brackets and screws
Frame protector plate	stainless, hammer fixed, 20 x 20 mm
Test approvals	on request





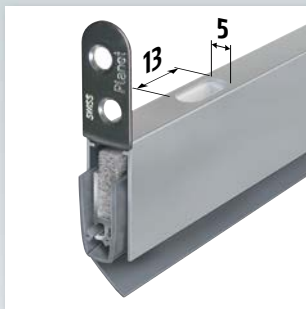
Profile Planet RH



Planet RH with fastening brackets, release side



Planet assembly set HS for Planet RH




**Option:** Planet RH with Planet drill hole  $\varnothing 5 \times 13$  mm for flush bolt, driving bar rods → refer to chapter Accessories | driving bar rods



**Option:** Planet RH with Planet drill hole  $\varnothing 5 \times 13$  mm and driving bar rod → refer to chapter Accessories | driving bar rods



**Option:** Planet RH with Planet drill hole  $\varnothing 8$  mm for driving bar rods → refer to chapter Accessories | driving bar rods



**Accessories:** Planet KR flush bolt, incl. strike plate → refer to chapter Accessories | Flush bolt  
**Driving bar rods flattened**  
→ see pages 151 – 161

## Order specifications

<b>Planet RH → RD</b> $\leq 44$ dB incl. assembly set HS for Planet RH	Prod. code 88xxx*
<b>Planet RH → FH+RD</b> $\leq 44$ dB incl. assembly set HS for Planet RH	Prod. code 85xxx*
<p><b>DIN R (left handed)</b></p> <p><b>DIN L (right handed)</b></p>	

\* xxx = refer to price list for profile length

## Accessories | Options

<b>Sliding door</b>	Prod. code 900908
<b>Planet assembly set HS</b> for Planet RH incl. 2 fastening brackets (stainless), 4 screws and frame protector plate, type 1 (stainless)	Prod. code 900180
<b>Planet frame protector plate</b> type 1 (stainless); possible type 2/3/4/5 → refer to chapter Accessories   Options	Prod. code 900014
<b>Cut the Planet to fix dimension</b>	Prod. code 900200
<b>Planet drill hole <math>\varnothing 8</math> mm</b>	Prod. code 900866
<b>Planet drill hole <math>\varnothing 5 \times 13</math> mm</b> including plastic guide, for Planet KR and driving bar rods flattened → refer to chapter Accessories   Flush bolt, drilling	Prod. code 900190
<b>Planet BM floor strikes</b> → refer to chapter Accessories   BM	Prod. code 90034x-x Prod. code 90027x-x

x-x = Several Planet floor strikes available in different adjustment range  
refer to chapter Accessories | BM

## Advertising text



### Planet RH → RD (smoke-shielding) $\leq 44$ dB

Automatic door drop-down seal **Planet RH → RD**  $\leq 44$  dB, especially for uneven floors, for sound protection and smoke-shielding doors, release on hinge side, fits on the uneven floor, seal height up to  $\downarrow 27$  mm, flush or deeper to put in groove. Lateral fastening. Aluminum profile →  $13 \times 30$  mm.

## Advertising text



### Planet RH → FH+RD (fire-retardant + smoke-shielding) $\leq 44$ dB

Automatic door drop-down seal **Planet RH → FH+RD**  $\leq 44$  dB, especially for uneven floors, for sound protection-, smoke-shielding and fire-retardant doors, release on hinge side, fits on the uneven floor, seal height up to  $\downarrow 27$  mm, flush or deeper to put in groove. Lateral fastening. Aluminum profile →  $13 \times 30$  mm.