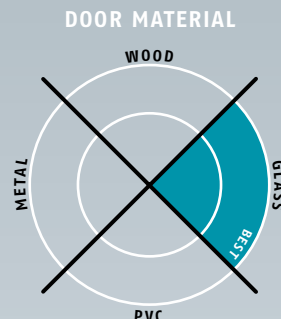


Planet KG-F8 | F10 narrow

→ 11,5 / 13,5 x 46 mm | ↓ 16 mm | ≤ 48 dB



Main features

- Seal height up to ↓ 16 mm
- Acoustic insulation up to ≤ 48 dB in case of an optimal sealing
- For one and double leaf all-glass doors, with a thickness of 8 and 10 mm or LSG
- Planet KG-F8|F10 to be attached and glued
- Planet drop-down seal cemented in F8|F10 narrow protection profile
- Unilateral and soundless release, silent seal
- Due to parallel drop-down no trailing on the floor
- Automatic compensation at inclined floors
- High-grade silicone lip, simple lift height adjustment
- Can be shortened up to the next shorter length on stock
- 7 years warranty

Versions / options

- Planet KG-F8|F10 narrow → RD ≤ 48 dB, smoke-shielding
- Planet KG-F8|F10 narrow → FH+RD ≤ 48 dB, fire-retardant and smoke-shielding
- Option bevel lip ≤ 44 dB, up to ↓ 20 mm, for uneven floors
- Special versions on request

Surfaces

- Protection profile **silver anodised EV1**
- Protection profile **stainless steel satin anodised**

Door types with Planet KG-F8|F10 narrow

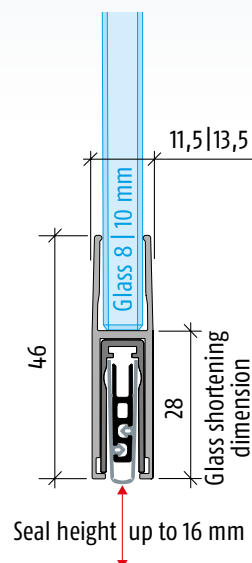



More functions



Technical specifications

Profile material	aluminum, → 11,5 / 13,5 x 46 mm, silver anodised EV1 or stainless steel satin anodised
Seal profile	high-grade silicone or high-grade self-extinguishing silicone
Seal height	up to ↓ 16 mm
Sound absorption value	up to ≤ 48 dB at 7 mm space to the floor; up to ≤ 47 dB at 14 mm space to the floor
Lift height adjustment	on the release knob with an Allen key 3 mm
Lengths in stock	459, 584, 709, 834, 959, 1084, 1209, 1334, 1459 mm
Special lengths	on request up to 6000 mm, sliding doors up to 1600 mm
Release	unilaterally on hinge side
Can be shortened	up to the maximum of 125 mm
Fastening	to be glued
Frame protector plate	stainless, hammer fixed, 20 x 20 mm
Test approvals	on request





Planet KG-F8|F10 narrow, with cover plate



Planet KG-F8|F10 narrow, attached and glued, release side



Planet KG-F8|F10 narrow, attached and glued



Option: Planet KG-F8|F10 narrow, bevel lip for **uneven floors**



Accessories: Planet frame protector plate, type 1 (stainless), 20 x 20 mm



Planet KG cover plate

Order specifications

Planet KG-F8 F10 narrow → RD ≤ 48 dB → silver anodised EV1 incl. set of cover plates and frame protector plate, type 1	Prod. code 38xxx-F8s F10s*
Planet KG-F8 F10 narrow → FH+RD ≤ 48 dB → silver anodised EV1 incl. set of cover plates and frame protector plate, type 1	Prod. code 39xxx-F8s F10s*
Planet KG-F8 F10 narrow → RD ≤ 48 dB → stainless steel satin anodised incl. set of cover plates and frame protector plate, type 1	Prod. code 38xxx-F8Xs F10Xs*
Planet KG-F8 F10 narrow → FH+RD ≤ 48 dB → stainless steel satin anodised incl. set of cover plates and frame protector plate, type 1	Prod. code 39xxx-F8Xs F10Xs*

* xxx = refer to price list for profile length

Accessories | Options

Planet frame protector plate type 1 (stainless); possible type 2/3/4/5 → refer to chapter Accessories Options	Prod. code 900014
Cut the Planet to fix dimension	Prod. code 900225
Set of Planet cover plates KG-S / F8 narrow	Prod. code 900836
Set of Planet cover plates KG-A / F10 narrow	Prod. code 902074
Sliding door	Prod. code 900908
Bevel lip (≤ 44 dB, up to ↓ 20 mm) DIN L or DIN R	refer to price list, options / supplements

Advertising text



Planet KG-F8|F10 narrow → RD (smoke-shielding) ≤ 48 dB

Automatic door drop-down seal **Planet KG-F8|F10 narrow → RD** ≤ 48 dB, unilateral release with parallel drop-down and automatic compensation at inclined floor, protection profile silver anodised EV1 or stainless steel satin anodised, to be attached and glued, seal height up to ↓ 16 mm. Lip from silicone. Protection profile and profile made from aluminum → 11,5/13,5 x 46 mm, incl. cover plate on lock side for single leaf doors.

Advertising text



Planet KG-F8|F10 narrow → FH+RD (fire-retardant + smoke-shielding) ≤ 48 dB

Automatic door drop-down seal **Planet KG-F8|F10 narrow → FH+RD** ≤ 48 dB, appropriate for fire-retardant and smoke-shielding doors, sound absorption value SK 1-3, unilateral release with parallel drop-down and automatic compensation at inclined floor, protection profile silver anodised EV1 or stainless steel satin anodised, to be attached and glued, seal height up to ↓ 16 mm. Lip from silicone. Protection profile and profile made from aluminum → 11,5/13,5 x 46 mm, incl. cover plate on lock side for single leaf doors.